


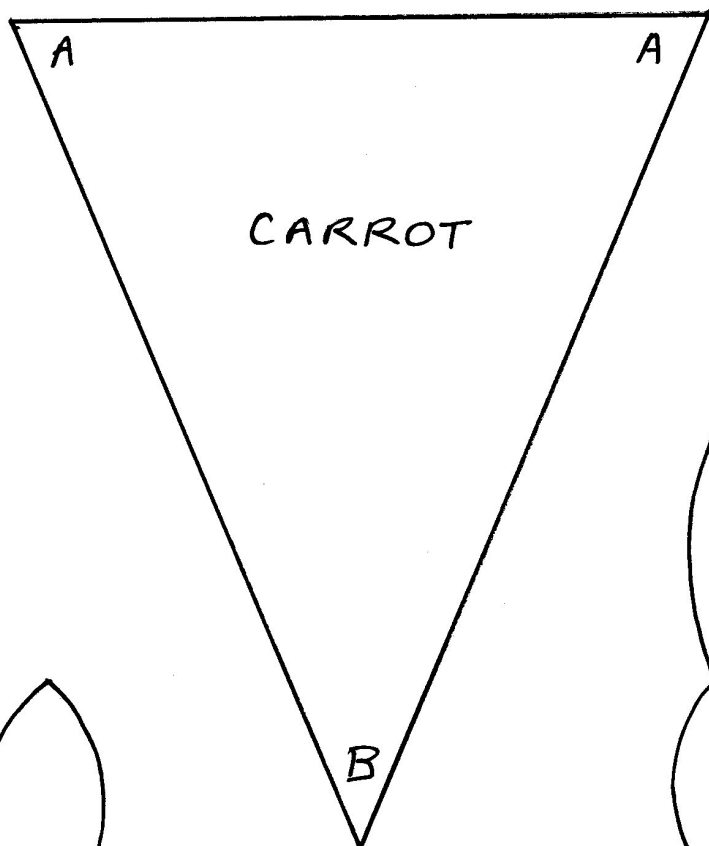




BUNNY FUN! March 2022 Project Templates

CARROT TOP
AND FLOWERS



For Bunny Bag you will need.....

Cut 2 x 15" Squares of main colour

OR (for stripey version)

2 x 5" x 15" strips of colour 1

2 x 4" x 15" strips of colour 2

2 x 3" x 15" strips of colour 3

For Handles

Cut 2 x 4" x 14" strips

For Lining

Cut 2 x 15" squares of contrast colour

From Felt/Stabilizer or wadding

Cut 2 x 1" x 15" for handles

Cut 2 x 15" squares

For bunny 3" x 7" scrap

**(Same sizes for each of the bunting bunnies
and letters with contrasting pieces of felt)**

You will also need some bondaweb or similar

↑
PLACE ON FOLD (OR PRINT 2 AND TAPE TOGETHER)
↓

