

NEXT GENERATION COMBINATION MACHINE



Hi-Definition Embroidery™

- Largest Embroidery Field – 280 x 460mm (11" x 18.1")
- Fastest Maximum Embroidery Speed – 1,200 SPM
- 1,230 Built-in Designs
- Industrial-strength Embroidery unit inspired by Janome Robotics



Hi-Definition Quilting™

- AcuStitch Regulator (ASR) – Compatible with Rulers
- AcuFeed Flex Fabric Feeding System
- Largest Workspace – 343 x 140mm (13.5" x 5.5")



Hi-Definition Sewing™

- Slim Machine Head
- Bright, Shadowless Lights
- Powerful Motor: Speeds up to 1,300 SPM
- Penetration up to 13 layers of denim
- Needle bar thumbwheel for precise needle movement

CONTINENTAL M17



The world's leading sewing machine manufacturer

JANOME
janome.co.uk

CONTINENTAL M17

FEATURES & BENEFITS

Continental M17 Professional



HI-DEFINITION QUILTING

AcuStitch Regulator (A.S.R)

A Janome first! Our new stitch regulation system comes standard with the CM17 and includes four feet; closed toe, open-toe, clear view and the exclusive ruler work foot, so that all of your free-motion needs are covered. With the added benefit of being able to set the sensitivity of the sensor, you can adjust the regulator as your skills build.

AcuFeed Flex Plus

Our AcuFeed Layered Fabric Feeding System has long been legendary in the sewing and quilting world for its amazing precision and power. We've taken it to the next level with AcuFeed Flex Plus. The system is still removable but, adding and removing it from the machine has become more advanced - adding another layer of reliability and control. After attaching the AcuFeed foot, simply touch the AcuFeed icon on your screen to engage or disengage the dedicated motor designed specifically for this feature! AcuFeed Flex comes in three useful options. The two pronged AcuFeed feet advance fabric flawlessly from the top and bottom. Use this system for quilting, seaming, and traditional sewing. Our special one pronged AcuFeed feet give precise control for more detailed work, like installing zippers and matching seams. And, our HP2 AcuFeed foot is designed to work with our HP plate, for the highest level of stitch results.

Professional Grade Needleplate, HP foot & HP2 foot

Utilise industrial type feet for curves and precise top-stitching. They provide great ease of control and superior visibility. Sized perfectly for creating 1/4" seams, achieve accurate stitches and perfect starts on any type of fabric.

Ample Work Area and Ergonomic Design

The seamless, heavy-duty powder-coated, all metal flatbed offers an uninterrupted, large sewing area with 343mm (13.5") to the right of the needle. With a 140mm (5.5") workspace height and 79mm (3.1") of space above the needle plate, you'll complete any sewing project with ease.

HI-DEFINITION EMBROIDERY

More Built-in Embroidery!

1,230 built-in embroidery designs are standard, including Designer Collections, ten embroidery fonts and In-the-Hoop projects that will keep you engaged and creative for hours. In addition, the included Embroidery Link app will allow you to customise and edit those same designs, adding and removing elements to create one-of-a-kind embroidery that your whole family will enjoy. With so many standard stitch and embroidery designs your creativity is unlimited!

Extra-Large Embroidery Area

Our largest hoops and embroidery area ever! Our RE46d Hoop offers 280 x 460mm (11" x 18.1") of embroidery area. Created with Carbon Fiber infused plastic, this large hoop is 10x stronger than metal! No other machine can offer such a large area, and guarantee the stability and precision of Janome embroidery, even when embroidering at speeds up to 1200spm. Four included hoops have been created with a new easy-to-hoop lever system, as well as hoop size detection. Bonus Quilt Kit includes the AcuFil hoop, a great tool for quilting in the hoop.



AcuFeed Flex Plus



Professional Grade Needleplate



AcuStitch Regulator (A.S.R)



Extra-Large Embroidery Area

The world's leading sewing machine manufacturer

JANOME
janome.co.uk

FEATURES & BENEFITS

Continental M17 Professional

CONTINENTAL M17

Wirelessly Interact With your Embroidery and Sewing Functions

Your options to learn about and use the CM17 are limitless. Use the interactive AcuAssist to become proficient with all its intuitive and vast features. With Embroidery-Link, you can resize, redesign and layout embroidery, without having to sit at your machine. And, with AcuSetter, AcuSketch, and the Screensaver app, you can take personalisation of your machine and embroidery capabilities to the next level.

Quilting Hoop ASQ27d

The included quilting hoop is 270mm x 270mm (10.6" x 10.6"). It includes Janome's original magnetic hoop without an internal frame which will allow more accurate alignment of quilt embroidery. When used in conjunction with the AcuSetter app, you will have effortlessly continuous embroidery quilting.

Easy Tightening Lever on Embroidery Hoops

If you found that you sometimes needed a third hand to tighten the screws on embroidery hoops, you'll love the Easy Tightening Lever! Set your fabric and stabiliser, then flip the lever to lock into place. One easy step to perfectly taut hooping.

Embroidery Positioning Marker

Using the newest embroidery foot from Janome, a laser aligning marker can show the position of your needle on the fabric below. This feature allows you to see exactly where your needle will strike before stitching begins for extreme precision. Perfect for designs that need to be placed in exactly the right position. Use the laser in conjunction with the baste function to ensure your design is where you want it.

Storage Compartments in Extension Tables

Hidden in the extension table arms on the embroidery bed are convenient storage bins. Perfect for storing needle plates, threads, bobbins or anything else you'd like to have handy while sewing.

HI-DEFINITION SEWING

Thumb Wheel

Located to the right of the needle. This industry first is a great convenience feature that lets you raise or lower the needle without having to reach over to the handwheel.

More Stitches!

The Continental M17 includes an amazing array of built-in stitches and embroidery designs. You'll find 850 built in stitches, including 13 different styles of buttonholes (and with Stitch Composer your stitch count is infinite). Three fonts provide variety for decorative stitch monogramming.

9mm Zigzag

That's right - you can create 9mm wide stitches on the Continental M17! The extra width makes all of your decorative or alphabet stitches bolder, brighter, and more distinct. Wider, more distinct stitches allow you to fill more area with stitching, quicker - saving you valuable time while sewing.

91 Needle Positions

The Continental M17 offers an unbelievable 91 needle positions. This allows for more detail in decorative stitches, and incredible fine adjustments in all stitch creation. And with the 9mm stitch width, this sort of bold detail can be easily appreciated.

Variable Zigzag

Advanced tools give advanced abilities for creative expression. The Continental M17 includes a great tool for creativity: Variable Zigzag. This feature enables precision control over the stitch width via the knee lift. Thread painters will rejoice at the ease of control of the stitch width. Begin with a straight stitch, then while the machine is still running, press against the knee lifter to widen your stitch to a 9mm Zigzag. Release pressure to gradually return to a straight stitch for a tapered finish. Don't want a 9mm stitch? You can easily control the maximum width of the stitch setting in the machine's set mode. This advanced control opens up amazing new possibilities for creative expression with free motion quilting, thread painting, raw edge applique, free motion monogramming, and more.



Easy Tightening Lever




Embroidery Positioning Marker



Storage Compartments



Thumb Wheel



Variable Zigzag

The world's leading sewing machine manufacturer

JANOME
janome.co.uk

FEATURES & BENEFITS

Continental M17 Professional

CONTINENTAL M17

Floating Mode

While in floating mode, the Continental M17 will not extend full pressure to the presser foot while feeding fabric. This will protect delicate or high pile fabrics like velvet.

Metal Cloth Guide

The Metal Cloth Guide is a standard accessory on this machine that attaches at the bobbin cover and extends the full length of the sewing machine bed to the right. Use this guide to make perfectly even wide hems.

TECHNOLOGY & ENGINEERING

Two Advanced Capacitive Touchscreens

Edit, design and create on the large capacitive touchscreen, showing you the results in amazing clarity. Then, when you're ready to sew or embroider, the second screen, an industry first, will allow you to fine-tune your stitches, tension, foot pressure and more!

SFS-i, Intelligent Feed System

The new SFS-i, Superior Feed System intelligent feeding system is designed to keep the feed dogs down and out of the way, so that you can easily position your fabric where you want it to be. As soon as you start sewing, the feed dogs come up and perfectly grab the fabric.

Easy Open Top Cover with Magnetic Storage

The top cover opens easily with just the push one button revealing carefully thought-out storage and threading options. Three strong magnets across the top allow you to keep all of your tools handy and clean at all times. Store your favorite sewing feet in the designated cubbies. The thread path is clearly marked and indicated to avoid any errors in threading.

Easy Threading Bobbin Case and Cover

The specially designed bobbin case and cover means there's no need to pull long thread tails up and through when you first thread the machine. Slip the bobbin thread in the cover plate guide; the built-in cutting blades trim the tail to the correct length for a super-clean start to your stitching line. After the initial threading, the auto-thread cutter takes care of trimming and re-setting the tails each time.

Independent Bobbin Winding Motor

Never run out of full bobbins! With an independent bobbin motor, there is no need to stop your sewing or embroidery. Set up your bobbin, push the bobbin winding button and keep stitching while the machine simultaneously winds your bobbin. It's the perfect sewing multi-tasker.

Optical Bobbin Sensor

For everyone who has sewn a long seam, only to find that your bobbin thread ran out after the first few inches, our advanced Optical Bobbin Monitoring System is perfect. Janome technology allows the M17 to constantly monitor your bobbin thread supply while sewing, so that you will receive a warning as soon as the bobbin thread gets low, not when it's too late at the end of your seam. When embroidering or sewing large projects, it is sometimes difficult to keep track of how much bobbin thread is left. The bobbin thread sensor alerts you when your bobbin thread is running low, so you're never caught in the middle of a seam or embroidery colour.

Bobbin Winder Plate with Cutter

The new bobbin winder plate has five cutting blades. Faster and smoother winding, easy thread cutting, and your bobbin is ready to go!



Two Advanced Capacitive Touchscreens



Metal Cloth Guide



Independent Bobbin Winding Motor

The world's leading sewing machine manufacturer

JANOME
janome.co.uk

FEATURES & BENEFITS

Continental M17 Professional

CONTINENTAL M17

Automatic Thread Cutter

Thread is cut at the push of a button. This convenient button is located right at your fingertips, not reaching for scissors, leaving very short thread tails, thus saving thread.

Automatic Built-in Needle Threader

Threading couldn't be easier! Load your thread into the easily viewable guides, push the threader button, release and your needle is threaded. This time saving feature allows you to get sewing faster. Its advanced design feeds the thread through the eye of the needle with precise accuracy every time.

Automatic Presser Foot Pressure

A fabric sensor automatically detects the thickness of fabric, and adjusts the downward pressure placed on the fabric accordingly. This ensures that your fabric never slips yet moves smoothly and easily as you sew. The presser foot pressure can also be adjusted manually in the setting mode. This allows you to reduce the pressure on the thicker fabrics, or to set to your own personal preferences.

Auto Presser Foot Lift

The auto presser foot lift automatically lifts the presser foot after a thread cut- when the thread snip button is pressed, or after a programmed thread cut at the end of a row of decorative stitches - allowing you to always keep your hands on your project. It can also be set to raise at the end of any seam, with the needle in the down position for easy pivoting. This great feature simplifies the sewing process- you have fewer manual steps to save time and increase efficiency.

PC Software: Stitch Composer and AcuStitch Included

The unique Stitch Composer Program allows you to create and edit stitches from your computer. Although the CM17 has over 850 built-in stitches, you can create your own from scratch for a truly customised experience! Use the CM17's built-in decorative stitches to create various shapes and motifs. Once your layout is finished it becomes an embroidery design.

Pre-Set Sewing with Sewing Applications

The expanded Sewing Applications feature gives you guidance for perfecting a variety of sewing tasks, including those that use optional accessories. If you love to quilt, then you will adore the Memorised Quilt Seaming, the machine remembers the length of your seam, so you can cruise through stitching a large number of the same size blocks. And, if you're ready to take your quilting to the next level, the Ruler Work Mode will automatically set you up to start quilting beautiful designs on your quilts.

Retractable Spool Pins

The retractable spool pins are perfect for large thread spools, and easily fold down when not in use. Just use the lever to raise them.

Improved Ergonomic Knee Lift

The knee lift has been designed to make it ergonomic and adjustable to accommodate sewists of most any size or height. You can now sit directly in front of the needle with the knee lift perfectly positioned for freemotion quilting, variable zig zag, or general sewing. Can be inserted directly into the machine base or into the embroidery unit, if using it as an expanded sewing machine table.

Computerised One Touch Needle Plate Converter

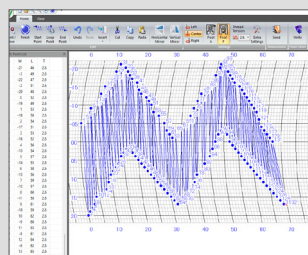
Using the right tools at the right time is important in sewing. When using lightweight fabrics, or piecing quilts, a straight stitch needle plate makes all the difference. Our Computerised One Touch Plate Converter allows you to easily switch and use the perfect plate for your sewing project. Simply push the on-screen button to release the plate and position a new one in place. The M17 comes with three standard needle plates: zigzag, straight stitch, and HP.

Foot Control and Thread Cutter Switch

The Continental M17 features an extra-large foot control for greater stability and surface area when sewing. The Thread Cutter Pedal is also included, which allows you to snip your threads with your foot, so you don't have to remove your hands from your fabric. Both can be mounted on the included plate for easy access.




Automatic Thread Cutter



PC Software



Retractable Spool Pins



Computerised One Touch
Needle Plate Converter

We reserve the right to change machine specifications without notice.

The world's leading sewing machine manufacturer

JANOME
janome.co.uk

FEATURES & BENEFITS

Continental M17 Professional

CONTINENTAL M17

Seeing is Believing!

The CM17 features nine ultra bright LED lights in four locations to illuminate the bed of the machine providing a well illuminated work area. For even more focus, the machine includes three special magnifying glasses at three levels of magnification that attach directly to the face plate: Slide into place for extra visibility, and store out of your way when not in use. Together, this system reduces eye strain, and allows you to sew for hours in comfort!

Easy Reverse Button

Reverse button allows you to easily back stitch for locking seams. This conveniently located button can also be used to stop a stitch pattern before completion.

Locking Stitch Button

Ties off the end of the thread, no need to back stitch to lock a seam. Ideal for securing seams on delicate fabrics, or when using decorative stitches.

Telescopic Thread Guides

No need to purchase an additional vertical thread guide for your bigger spools of thread. You can optimise your sewing time as these are built into the machine and easily pull up for when in use, or slide back down into storage, when the machine is turned off.

Auto Needle Down

The needle stops in the down position for easy pivoting on corners and for seamless free motion embroidery. Press to raise the needle to the up position for easy fabric removal.

Speed Control Slider

Set the speed for comfortable sewing. This slider allows you to set the top speed of the machine. Set to slower speeds for intricate work, high speeds for long straight seams. A popular feature for beginners is never sew faster than your comfort zone. Setting to the slow speed is also popular for applique work. Can be set as high as 1,300 spm or as low as 60 spm.



The world's leading sewing machine manufacturer

JANOME
janome.co.uk